

2025 annual report to the Community

Elliston Area School



Elliston Area School number: 128

Partnership: Central Eyre 1



School principal:

Chad Fleming

Date of endorsement:

11/03/2026



Government
of South Australia
Department for Education

Context Statement

Elliston Area School caters for students from R-12. At the time of this report, the enrolment in 2025 is 61. Elliston Area School is classified as Category 4 on the Department for Education Index of Educational Disadvantage. At the time of this report, the school population includes 18% Aboriginal students, 18% students with disabilities. Further information about the school is available on the school's website (including its context statement), as well as the My School website.

From the Principals Desk 2025:

Wow, what an incredible 2025! A year that captures another fantastic chapter in the life of Elliston Area School — one full of connection, creativity and authentic learning opportunities that continue to inspire and empower our students to reach their full potential.

This year our focus on fostering a positive and supportive school culture has been at the forefront of everything we do. The introduction of Crew has been a highlight, building a strong sense of belonging and shared purpose across our school. Crew time has provided a space for students to support one another, reflect on their goals, and understand that “we’re all in this together”, that our job is not only to achieve individually, but to help others succeed. The Crew SWAG Sleepover was a memorable event that strengthened connection and cohesion amongst our students, laying a solid foundation for teamwork and wellbeing throughout the year.

In our classrooms, the focus on Expeditionary Learning has seen students engage in meaningful, hands-on experiences that connect learning to real-world contexts. Through this approach, students have been empowered to create outcomes that matter, sharing their learning with authentic audiences and taking pride in their contributions to our community and environment.

Our focus on Mathematical Thinking has also continued to evolve, with teachers embedding a pedagogical shift towards problem-solving through randomised groups and the use of vertical whiteboards. This approach has encouraged students to collaborate, communicate, and think deeply, making mathematics visible, engaging and accessible to all.

The year began in true Elliston spirit, with a jam-packed Term 1 of learning and activity. The Swimming Extravaganza of Swimming lessons at Lock, combined swimming carnival and Interschool Swimming Carnival gave students the chance to demonstrate their skills and sportsmanship, followed by a brilliant Sports Day and WCIAC at Karcultaby where numerous records were broken and several students proudly took home Age Group medals.

Additional highlights of Term 1 were Clean Up Australia Day, strengthening student understanding of environmental responsibility and the importance of caring for our pristine coastline, Art Workshop with Paul Rutter, National Ride to School Day, Harmony Day celebrations, Autism Awareness Day and the Year 5-11 Aquatics Camp at Penong — an adventurous week where students developed confidence in and around the water. We also partnered with Landscapes SA for the Flinders Island Safe Haven Project, which allowed students to explore sustainability and conservation through hands-on fieldwork.

Our Year 11 students have each embarked on individual learning pathways through VET programs, showcasing the diverse opportunities available to students in regional education. Zali Reed commenced a School-Based Apprenticeship in Nursing at the local hospital, Trent Wright began a butchering apprenticeship in Port Lincoln, and Kobi Brierley thrived in horticulture with the District Council. All Year 11 students have also successfully participated in locally delivered senior subjects through neighbouring schools. This model has proven highly effective and we are grateful to the staff and leadership of partner schools for their ongoing collaboration and support.

Our students proudly represented Elliston AS throughout the year at SAPSASA events in Football, Netball, Swimming, and Athletics. Our end-of-term assemblies once again provided a wonderful opportunity for students to share their learning with families and friends. These events not only highlight the fabulous work taking place in our classrooms but also help students build confidence and pride in presenting to an audience.

Term 2 was equally full of exciting experiences with a visit from the Navigator College Band, Careers Talks and Parent Presentation, National Walk Safely to School Day and Landscapes SA Sheoak Grassy Woodlands workshops. Other highlights included Recreational Fishing workshops on the jetty, National Simultaneous Storytime, The Peace Run Visit, the ever-popular Colour Fun Run and Australia's Biggest Morning Tea hosted by our Home Ec students.

We celebrated Reconciliation Week with an inspiring artist and meaningful cultural activities, participated in the Tcharkuldu Rock Run, and explored local heritage and industry through the Mt Wedge Excursion and Venus Bay Conservation Park visit. Our Careers Camp in Port Lincoln and Work Experience program for Years 9–11 provided valuable opportunities for students to explore future pathways, supported by community connections.

Term 3 offered a rich blend of academic and outdoor learning. The Year 5/6 Camp to Quorn, Science Week Afternoon, Touch Carnival in Tumby, and “Best Version of Me” workshop all contributed to student growth in different ways. The Secondary Camp to Flinders Island was a success, as was the new initiative of open classrooms for students to share their learning and goals with family members was an additional highlight. We also attended Hot Shots Tennis and Indigenous Cultural Burn, a significant event that demonstrated the importance of traditional land management practices and Connection to Country.

The final term of 2025 was filled with celebration and community connection. The Wool Show and Learning Expo Extravaganza once again stood out showcasing student enterprise, creativity, and craftsmanship alongside our strong connection to the local wool industry. These events highlighted our students' ability to apply their learning for authentic audiences and our community's pride was on full display.

Other Term 4 highlights included the Bramfield Basin Excursion, Basketball and Cricket Carnivals, Bandanna Day, Melbourne Cup Dress Up Parade, Water Safety Presentation, Streaky Bay Triathlon, and RAA Road Safety Training. The Variety Club Christmas Party, AFLW Presentation, and the fun-filled SRC “Backpack Day”, ensured we ended the year with smiles all around!

Our Presentation Night was a spectacular conclusion to the school year — a vibrant display of performing arts and a celebration of the outstanding achievements of our students in both effort and excellence. It was a wonderful way to reflect on a year of growth, learning and community spirit. The final week of school was filled with activities including beach days and visits to Port Lincoln — a well-deserved celebration of our students' dedication throughout 2025.

As I reflect on the year, I am filled with pride and gratitude. Despite the challenges that come with being a small and remote school, our students continue to thrive because of the care, commitment, and creativity of our staff and the unwavering support of our families and community.

Thank you to everyone who contributes to making Elliston Area School such a special place to learn and grow. I feel incredibly fortunate to lead this wonderful school, and the special people who work and learn at our site.

Chad Fleming

Principal, Elliston Area School

Our Education Team for 2025:

Chad Fleming: Principal, Year 7-10 Design and Technology
Kristy Newton: Curriculum Coordinator, Year 11, Year 9/10 Science, EIF, AIF
Stevie Romanowycz: Reception/Year 1/2, Student Counsellor, AIT
Kate Jervis: Reception/Year 1/2
Jo Penna: Year 3/4
Jay Dudley: Year 3/4
Tannille Fleming: Year 5/6
Maree Bourke: Primary NIT, R-6 LOTE
Murray Adams: Year 7-10 Maths
Ian Dudley: Year 7-10 English, HPE, HASS, 7/8 Science
Rennae Romanowycz: Year 7-10 Art, Digital Technology, Home Economics, PBL

School Support Officers

Trisha Tomlinson	Classroom Support and Library
Julie Custance	Finance and Classroom Support
Julie Tree	Administration and ICT support
Sonia Ryan	Classroom Support, Intervention, Library
Fiona Dawe	Classroom Support, Bus Driver
Jessica Jacobs	Classroom Support
Larissa Carter	Classroom Support
Tyson McDougall	Grounds

Data Source: Department for Education data holdings from Mid census captured in AUGUST 2025.

Governing Council Report

2025 has been a year full of excitement and achievements at our unique school. The effort and input from staff, parents and volunteers combined with the hard work and determination the students have put in, is to be commended.

We started the year off strong with Science Week, Lock swimming carnival, followed by the Athletics Carnival, WCIAC at Karcultaby and SAPSASA. We saw many personal bests and records smashed; the highlight for me was seeing the EAS kids cheering on competitors and showing sportsmanship worthy of champions!

Students enjoyed swimming lessons and aquatics in the warmer weather, shared days such as Book Week, 9-a-side AFL, Hotshots Tennis, Harmony Day, Walk and ride to school days, Biggest Morning Tea and Careers Day.

There were fascinating experiences and a variety of visitors to the school. The Peace Run, Colour Run, and holding the Olympic Torch was a highlight! We had Artists and Authors share time, knowledge and wisdom. Inspiring a new wave of creativity and interest in different areas of learning.

The school remembered and celebrated Nyah Dudley and Mr. B with whole hearts full of love. Bucky's Relay is set for 2026 with a team of supporters to travel across SA, which is truly heartwarming.

Many children attended camps and made lasting memories together. The Leadership camp in Melrose was especially successful with our senior students embracing active adventures in orienteering, hiking, bike riding and aquatics.

Term four did not slow down, with the Wool Show in October, which was an enormous celebration and showing the diverse wealth of talent amongst our community. The secondary students also attended the formal in Streaky Bay.

Governing Council members have loved supporting the school and students with many new items including new cupboards, subsidising school camps and tickets for the senior formal. We enjoyed increasing budgets for supplies and staffing requirements, camp catering, covers for trailers, and many new rides for the Wool Show.

This year has also seen massive school upgrades, including the playground area, undercover basketball court to promote our active and healthy lifestyle goals, and advancements which align with the SunSafe policies. We saw some great student led projects, ideas and excursions that were put forward to council this year.

I would like to thank all Governing council members. Some new members like myself this year; and some who have been supporting and giving their time and energy for years. Chad Fleming, Mel Pryor, Larissa Carter, Jess Bascomb, Jay Dudley, Lucy Patton, Annette Jolly, Jordan Robertson, Helen Sommerville, SRC Representative Zali Reed and Staff Liaison Kristy Newton.

Also to Julie Tree and Julie Custance. We see them multi-tasking at the front office and throughout the school daily. They dedicate themselves to the school, students and staff, and I want to publicly acknowledge the mammoth amount of work they put in every single day, to keep things running smoothly.

I want to recognise the brilliant, vibrant teachers and SSO's who are the front line of educating and guiding our children. Not only teaching and planning, but directing volunteers, work placements, visiting specialists AND taking part in a whirlwind of events, camps, excursions and meetings all year.

Transitioning classes with different personalities, disabilities, medical issues, strengths and interests! Working to a huge list of goals, targets and requirements is challenging at the best of times, but seeing everyone embrace the CREW mentality has been inspiring.

Without you all, our children would not have the incredible advantages they do here in Elliston Area School to enjoy their education journey and develop so many amazing skills, in so many varied environments and ways. As parents and as council members, we are so appreciative.

We welcome any interested parents to consider joining Governing council. It has been a fun and relaxed atmosphere, where we contribute ideas and have meaningful discussions to help support the school in another year of positive development as we now head towards 2026.

Wishing everyone a safe and happy year ahead.

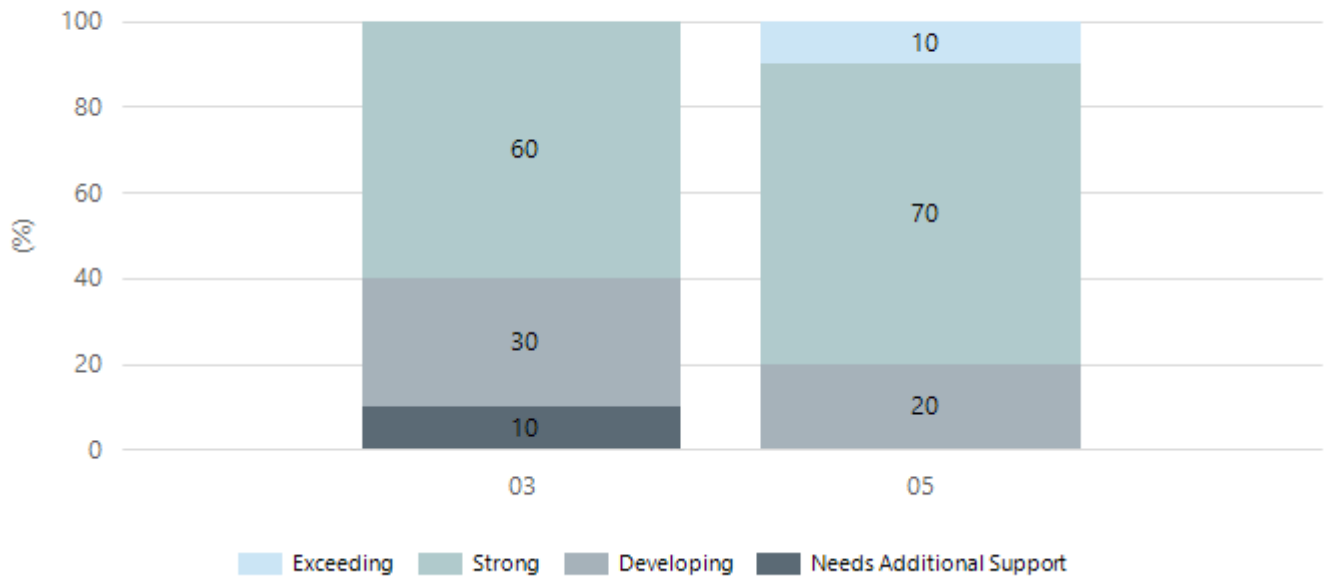
Rebecca Pickett

Performance Summary

NAPLAN Proficiency

In 2023 the Australian Curriculum, Assessment and Reporting Authority (ACARA) - a Commonwealth Independent statutory authority - announced changes to NAPLAN performance reporting. The new approach replaces the previous numerical NAPLAN bands and the national minimum standard.

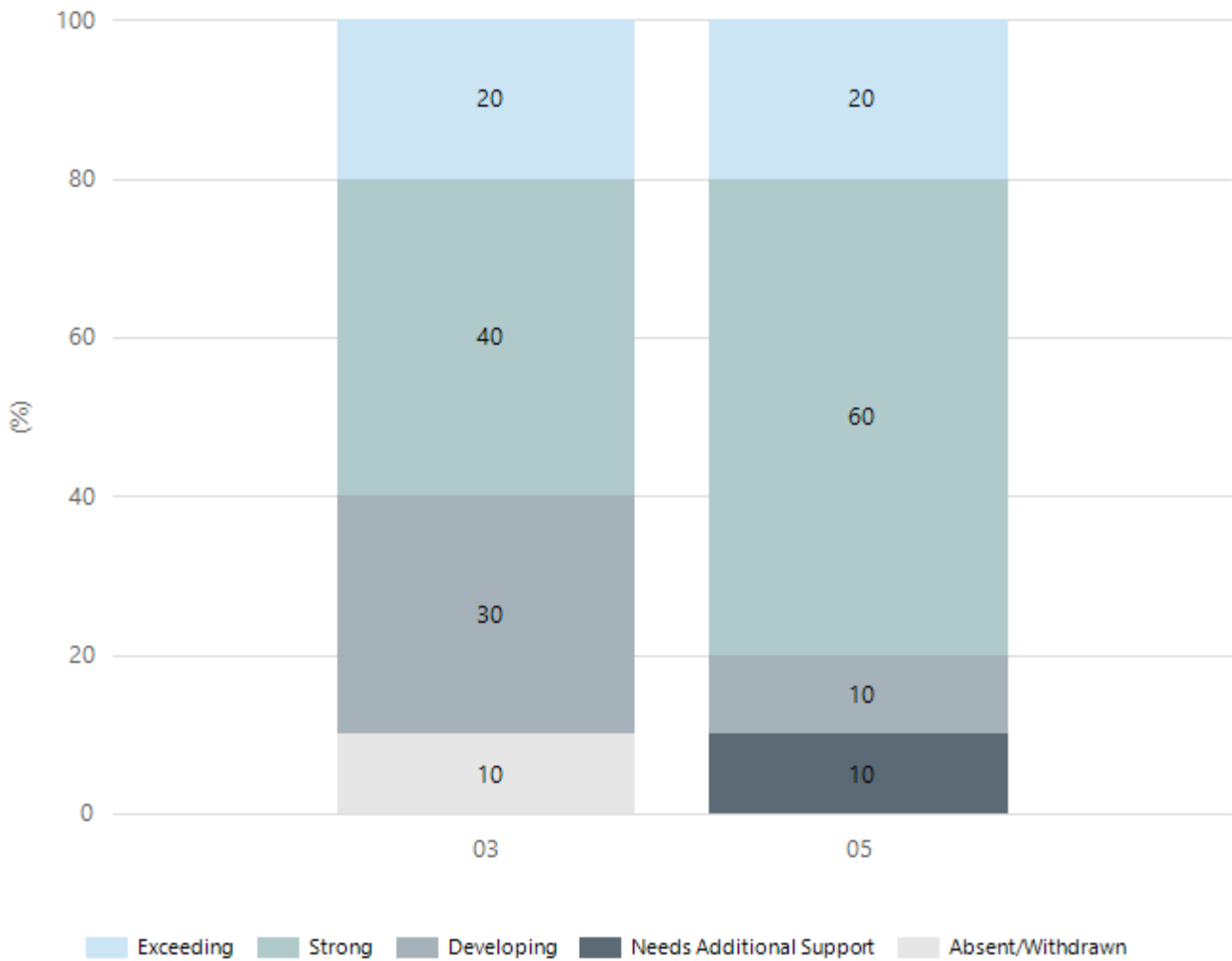
Numeracy



Year Level	03	05
Exceeding		1
Strong	6	7
Developing	3	2
Needs Additional Support	1	
Total	10	10

Data Source: Department for Education Assessment Data Holdings, 2025. If there are less than 6 students who sat NAPLAN in a school, no information will be shown. If a year level has less than 6 students, that year level will not be shown in NAPLAN results.

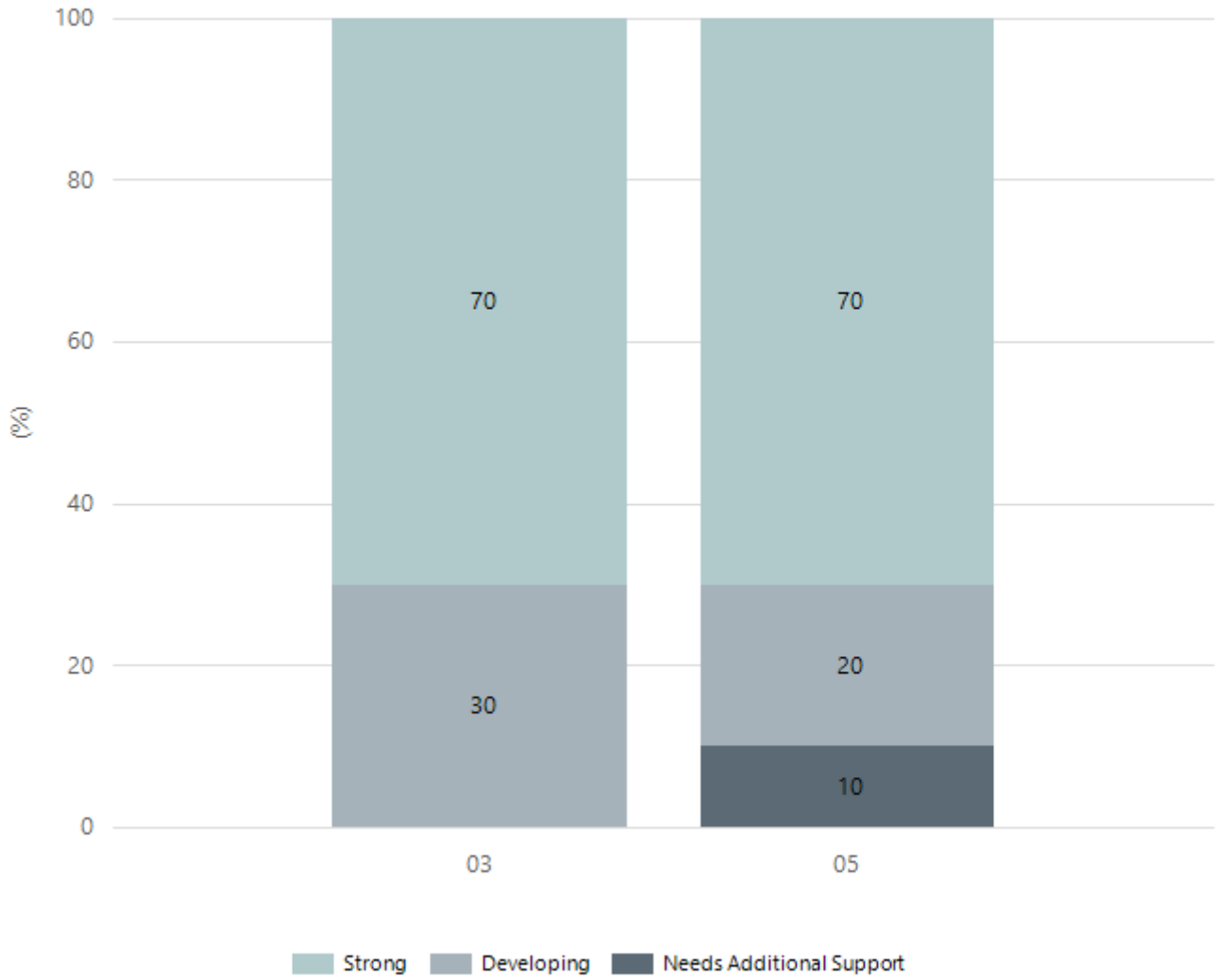
Reading



Year Level	03	05
Exceeding	2	2
Strong	4	6
Developing	3	1
Needs Additional Support		1
Absent/Withdrawn	1	
Total	10	10

Data Source: Department for Education Assessment Data Holdings, 2025. If there are less than 6 students who sat NAPLAN in a school, no information will be shown. If a year level has less than 6 students, that year level will not be shown in NAPLAN results.

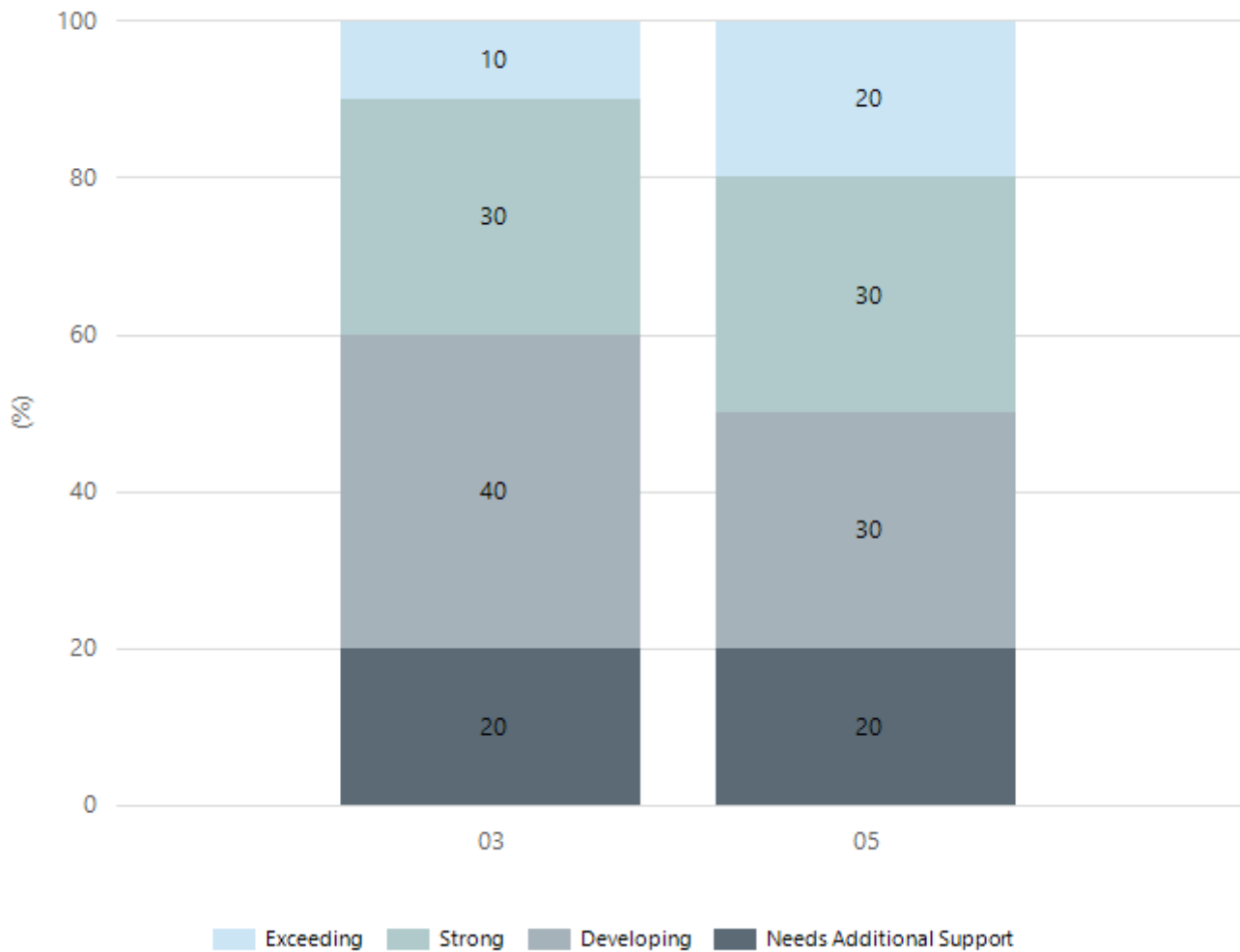
Writing



Year Level	03	05
Strong	7	7
Developing	3	2
Needs Additional Support		1
Total	10	10

Data Source: Department for Education Assessment Data Holdings, 2025. If there are less than 6 students who sat NAPLAN in a school, no information will be shown. If a year level has less than 6 students, that year level will not be shown in NAPLAN results.

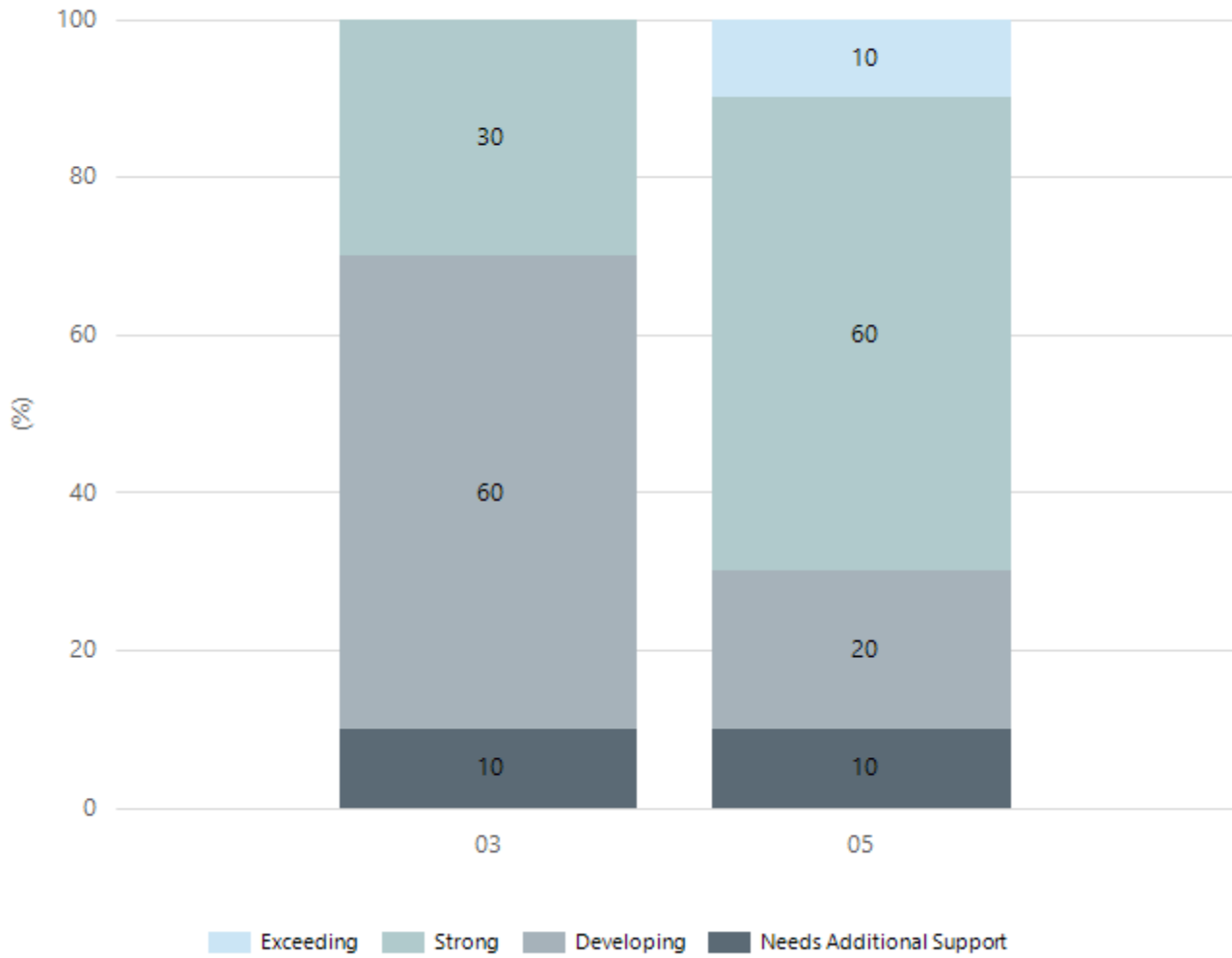
Grammar



Year Level	03	05
Exceeding	1	2
Strong	3	3
Developing	4	3
Needs Additional Support	2	2
Total	10	10

Data Source: Department for Education Assessment Data Holdings, 2025. If there are less than 6 students who sat NAPLAN in a school, no information will be shown. If a year level has less than 6 students, that year level will not be shown in NAPLAN results.

Spelling



Year Level	03	05
Exceeding		1
Strong	3	6
Developing	6	2
Needs Additional Support	1	1
Total	10	10

Data Source: Department for Education Assessment Data Holdings, 2025. If there are less than 6 students who sat NAPLAN in a school, no information will be shown. If a year level has less than 6 students, that year level will not be shown in NAPLAN results.

Year 12 Students undertaking Vocational or Trade Training (VET)

	2023	2024	2025
Percentage of Year 12 students undertaking Vocational Training or Trade Training			
Percentage of Year 12 students attaining a Year 12 certificate or equivalent VET qualification			

Data Source: School supplied data

School Attendance

Year Level	2023	2024	2025
Reception	67.3%	85.9%	72.7%
Year 01	83.3%	75.7%	86.8%
Year 02	77.2%	83.8%	70.3%
Year 03	85.8%	78.5%	89.1%
Year 04	84.9%	79.9%	65.0%
Year 05	80.9%	81.2%	86.6%
Year 06	86.2%	85.8%	76.7%
Year 07	82.6%	85.0%	66.6%
Year 08	88.8%	81.2%	84.2%
Year 09	87.4%	74.3%	94.1%
Year 10		73.5%	60.0%
Year 11	61.2%		79.3%
Total	82.8%	81.1%	79.9%

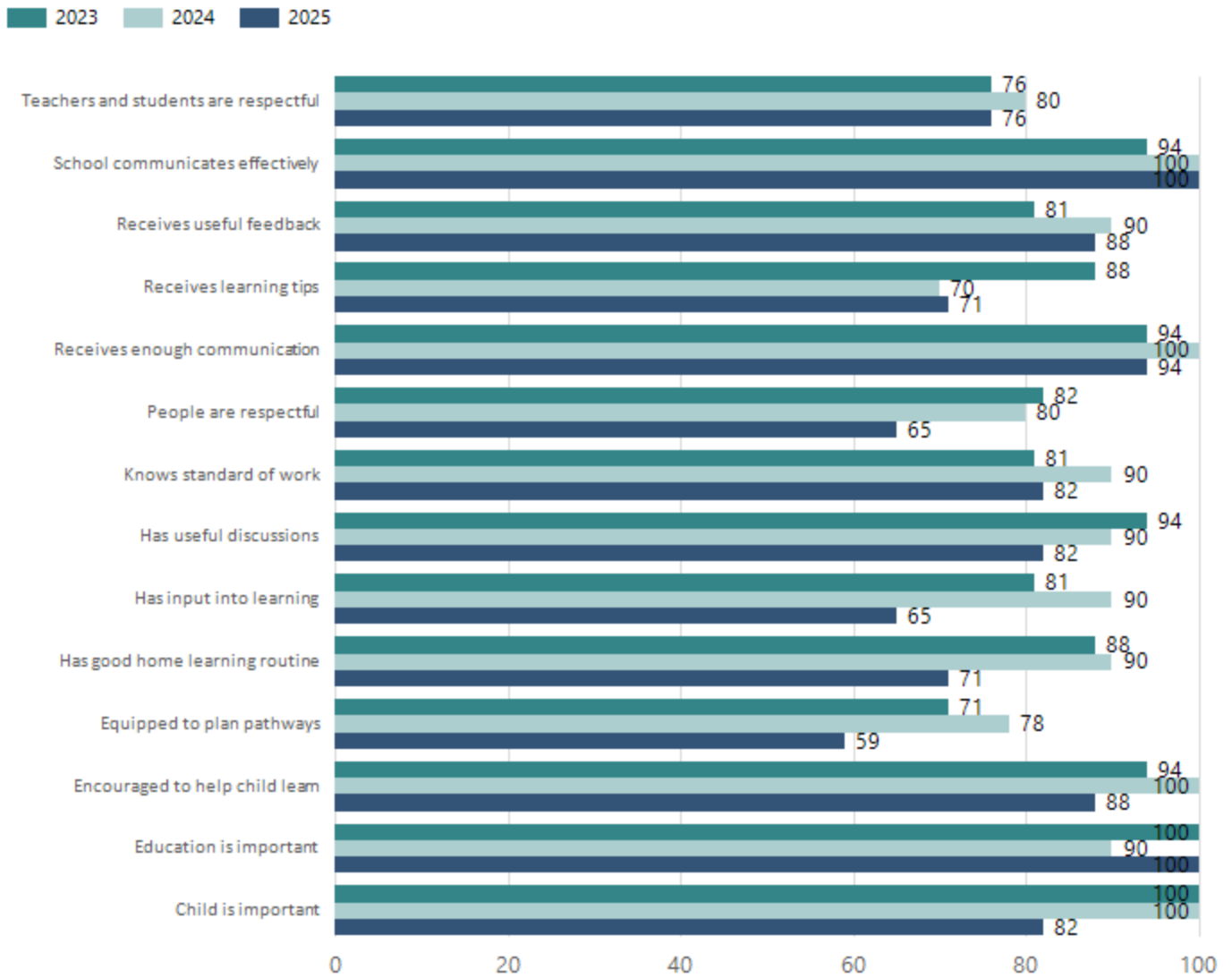
Data Source: Department for Education Attendance Data, Semester 1 Report 2025. A blank cell indicates there were no students enrolled. 'Primary Other' includes students enrolled in specialised education options. 'Secondary Other' includes students who have already spent a year at Year 12 and elected to undertake further study at Year 12.

Attendance Comment

In South Australia, all children and young people must be in school from 6 years to 16 years old. They must attend a government or non-government school full time. From age 16 to 17 however, young people must attend school or an approved learning program (such as an apprenticeship, traineeship, accredited course or university). Schools and parents must encourage and support students to come to school every day. Parents and caregivers must make sure their child is enrolled in a school, and attends school all day and everyday it is open, unless a child is sick or has an approved exemption. Teachers and leaders actively follow up when a student misses school, including recording all absences and non-attendance. All schools in South Australia have local attendance procedures governed under the Education and Children's Services Regulations 2020.

School Parent Opinion Survey Results

Proportion of agree/strongly agree response(%)



Data Source: 2025 Department for Education Parent Opinions Survey, Term 3 2025.

Intended Destination

Leave Reason	Number	%
IS - INTERSTATE	6	100.0%

Data Source: Department for Education Destination Data Report, 2025. Data extract term 3 2025. Data shows recorded destinations for students that left the school in the previous year. Data is uploaded by schools in term 3 and may not reflect final or total figures at time of report creation.

Highest Qualifications held by the teaching workforce and workforce composition

All teachers at this school are qualified and registered with the SA Teachers Registration Board.

Qualification Level	Number of Qualifications
Bachelor's degrees or Diplomas	8
Postgraduate Qualifications	2

Data Source: Data extracted from Mandatory Workforce Information Collections as on the last pay date of June 2025. As self-reported by staff in the system.

Please note: Data includes staff who are Actively employed and on extended paid leave. Please note only the highest qualification of the Teaching staff is reported. Excludes any number of other certifications earned.

Workforce composition including indigenous staff

	Teaching Staff		Non-Teaching Staff	
	Indigenous	Non-Indigenous	Indigenous	Non-Indigenous
Full-Time Equivalents	0.9	6.7	0.0	4.8
Persons	1.0	9.0	0.0	9.0

Data Source: Data extracted from Mandatory Workforce Information Collection as on the last pay date of June 2025.

Please note: Data includes staff who are actively employed and on extended paid leave. "Indigenous category" is self-reported by staff in the system.

Financial Statement

Funding Source	Amount
Grants: State	\$1,908,115.52
Grants: Commonwealth	\$3000.00
Parent Contributions	\$40371.56
Fund Raising	\$18910.96
Other	\$10501.33

Data Source: School supplied data.