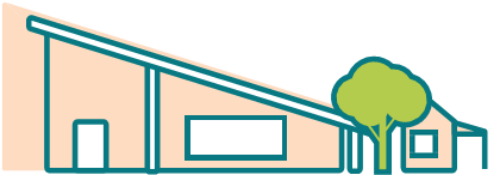


Elliston Area School



2023 annual report to the Community

Elliston Area School

Elliston Area School number: 128

Partnership: Central Eyre 1



School principal:

Chad Fleming



Government
of South Australia
Department for Education

Date of endorsement:

15/03/2024

Context Statement

Elliston Area School caters for students from R-12. At the time of this report, the enrolment in 2023 is 72. Elliston Area School is classified as Category 5 on the Department for Education Index of Educational Disadvantage. At the time of this report, the school population includes 15% Aboriginal students, 7% students with disabilities, 8% students with English as an additional language or dialect (EALD) funded background. Further information about the school is available on the school's website (including its context statement), as well as the My School website.

Principal's Report

Our year began with positive energy and excitement. We introduced 2 new teachers in Annette Hill as our secondary English HASS teacher and Simon Baccanello as our Maths Science teacher. We also welcomed Tracy Sampson to our proficient SSO Team. 2023 saw 2 new reception students begin school for the first time and we were delighted to welcome 7 new students and their families to our community.

We also commenced the year with 4 Year 11 students. In a proven successful local delivery model, we were thrilled to offer Stage 1 subjects from neighbouring schools through the proficient use of technology, and regular visits from teachers to our site and our students to neighbouring schools.

We held SRC elections and presented House captains early in Term 1 as we aimed to develop the leadership qualities of our students in a variety of ways.

Term 1 always brings an array of sporting events with our Combined Swimming Carnival with Lock Area School, followed by the Interschool Swimming Carnival at Wudinna. The Aquatics program delivered by Far West Aquatics is always a highlight, as is the Athletics during the month of March with Sports Day, WCIAC and WASSAC, all of which concluded with gold medals at the Championships in Adelaide for Jarrah Donovan.

NAPLAN was held at the revised time of the year in Week 7, Term 1 and visits from the AFL and SANFL Premiership Cups and Paul Rutter Drawing Workshop together with Brighton High School volleyball clinics were warmly welcomed. We also celebrated Harmony Day, National Ride to School Day and our secondary students catered for the Variety Bash at the oval, raising important funds for their upcoming camp.

Early in Term 2 we held the hugely successful Surf Competition at Walkers Rocks which brought together young surfers and their families from across the West Coast of South Australia. Our staff also held Parent/Student/Teacher interviews with families and communicated the positive learning from the start of the year and outlined goals for the upcoming terms. We also celebrated a Day for Dolly and highlighted the importance of showing kindness to one another.

In Week 3 we were met with the devastation of the traumatic passing of much-loved teacher, Mr Simon Baccanello. This was a time of mourning for our school and our community, with the disbelief of such an event impacting everyone significantly. We wrapped our arms around each other and shed many tears and the resilience and support shown by our students and staff to one another was incredible.

Mr B will always be remembered as a breath of fresh air at our school, as a mentor and friend to our students and as an incredibly giving human whose time with us was only short, but his legacy and the lessons he taught us, will live on in each of us forever.

We acknowledged the one-year anniversary of the passing of Nyah Dudley with a Colour Fun Run to highlight Nyah's colourful personality and love for funky colourful clothes. We unveiled a friendship bench which overlooks our playground area and encourage our students to sit on the bench when they would like to remember the qualities of Nyah or if they are simply looking for a friend to play with.

Our students have endured distressing circumstances over the past 2 years, tragedies no child should have to experience and I am so proud of the way our students are recovering and the way they have supported each other and the manner our staff and community are continuing to remember.

We welcomed Ms Martinus a State Wide PRT to our school to fulfill the Maths and Science classes for the remainder of the Term and delighted to have Heather Wright pick up HPE lessons one day a week.

Our students participated in a meaningful Reconciliation Week activity which included a surfboard fin art display and cooking on an open fire as we discovered more appreciation for the Indigenous culture. We also hosted a visit and science activities from Questacon, held a Be Kinder Day and created some fun and excitement at the Disney Disco. The term was rounded out with NAIDOC Week celebrations with traditional cooking and the artistic creation of a colourful Wedge Tailed Eagle.

Term 3 created a fresh start with a reshuffle of staff. Mr Adams took on the Maths Curriculum and Heather Wright continued with her delivery of PE lessons to our middle primary and secondary students.

This was also an exciting time as we were gifted a Wellness Dog from Adelaide Hills Groodle and we introduced Haze to our school and community. Haze has been a wonderful addition and with the support of the Dog's Connect program, has settled into his new role of bringing joy and peace to our school. We also began the Open Parachute Wellbeing Program throughout the school which has had an encouraging effect by equipping our students with skills and knowledge through an array of positive mental health strategies.

Students were involved in Book Week Celebrations, sports such as, 9 a side football and SAPSASA and participated in thrilling Science Week activities full of hypothesis and experiments. Our secondary students attended a Far West Camp complete with excitement and energy, and our school transitioned to a new Education Management System. Excursions were also a highlight and it is wonderful to see our staff engaging our students with an array of out of classroom learning experiences.

Term 4 began with the coming together of weeks of planning and preparation as our school held the 43rd Wool Show. Accompanying this event was our Annual Learning Expo which had a magnificent display of student work and activities in the Hall, together with our Wool. The Woolshow itself was again a spectacular occasion meticulously organised by Julie Tree and supported by our Governing Council. This year we saw new events such as the wool bale rolling, lego and sweet competitions, along with old favourites of the boot and rolling pin throw, jumping castles, bubble soccer and the ever-popular Show and Shine Car competition. We are enormously grateful to our farming families for their donations of wool, local businesses, stall holders and generous sponsors for their support of the event and of course, our school families who all contribute to the success.

We welcomed Jay Dudley as the 4/5/6 Teacher for Term 4, who was supported by Rosie Romanowycz on Friday's. Students continued to be engaged with camps and excursions and school events throughout the Term such as, cricket and basketball competitions, the Variety Club Christmas Party, PE excursion to Port Lincoln, Indigenous performance and the Streaky Bay School formal. We also held a successful Careers Week where parents and community members visited our school and spoke to the students about their current career and the journey they have taken.

The year concluded with a spectacular Presentation Night where each class presented a showcase of performing arts and students celebrated the year with a fun and exciting Activities Week.

The emotional year enabled us to reflect on the attributes of our school and the people within it which make it a truly special place to learn and work. Thank you to our students and staff for a wonderful year and we all appreciate our school families and the wider Elliston community for your support throughout 2023.



Our Education Team for 2023:


| | |
|------------------------------|---|
| Chad Fleming | Principal, Year 7-9 Design and Technology |
| Kristy Newton | Curriculum Coordinator, Year 7-11 Science, Year 7-9 Health and Physical Education, SACE Support |
| Stevie Romanowycz | Reception/Year 1, Student Counsellor, Autism Inclusion Teacher |
| Tannille Fleming | Reception/Year 1 |
| Jo Penna | Year 2/3 |
| Kate Jervis | Year 2/3 |
| Maree Bourke | Year 4/5/6, R-8 LOTE |
| Murray Adams | Primary NIT (7-10 Maths) |
| Annette Hill | Year 7-10 English, HASS, 4/5 Science |
| Simon Baccanello (1977-2023) | Year 7-11 Maths, Primary NIT |
| Rennae Romanowycz | Year 7-10 Art, Digital Technology, Home Economics, Primary NIT |



School Support Officers

| | |
|------------------|--|
| Trisha Tomlinson | Classroom Support and Library |
| Julie Custance | Finance and Classroom Support |
| Julie Tree | Administration and Grounds |
| Sonia Ryan | Classroom Support, Library |
| Kerry Williams | Classroom Support, Library, Work Health Safety |
| Jessica Jacobs | Classroom Support |
| Fiona Daw | Classroom Support, Bus Driver |
| Tracy Sampson | Classroom Support |

We appreciate everyone's hard work and dedication to their specific role and who collectively make an amazing education team.



Governing Council Report

2023 has been a busy year full of events and achievements for our school community, proving our ability to come together to achieve success. Our students have continued to succeed at their learning and support each other to 'be the best they can be.' WELL-DONE to all students! Our teachers and staff worked hard to support all students in their learning outcomes and personal growth and continued to provide an engaging and successful learning experience, THANK YOU.

Our school and community showed their resilience in times of adversity when we were again faced with tragedy. The sudden and shocking loss of Simon Baccanello (Mr B) sent shockwaves through our tight knit community. Our students honoured Mr B and the great mentor he was by demonstrating genuine care and respect for each other during our time of loss. Mr B continues to be remembered and honoured, we remember his enthusiastic approach to life and learning and we send our condolences to his family.

With determination and commitment Elliston Area School continued the year with strength and our students participated in many sporting events including Sports Day with a win to Pearsons, WCIAC, WASSAC, Swimming Carnival, Aquatics, SAPSASA and Tcharkulda Cross Country Run. We congratulate them on their efforts and achievements. Students also attended a variety of camps and off-site excursions which added to their personal development and citizenship.

Many learning outcomes were achieved and students participated in a range of exciting learning opportunities both within and outside the classroom. These included NAIDOC activities, Science Week, Children's University, Art Workshops, Careers Expo and the Premier's Reading Challenge. Students enjoyed such a varied learning environment and with the arrival of Haze the Wellness Dog our student's school days became even more interesting. Haze was kindly donated to our school by Adelaide Hills Groodles to act as a wellness dog and he has settled in to become a valued and irreplaceable member of our school community.

Our annual Wool Show was celebrated with various stalls and activities and was enjoyed by all. Thank you to everyone who contributed to making this event a success and thank you to staff and students for all the effort and extra hours involved in making the event such a positive experience. The day was filled with fun and we thank all those involved for ensuring another successful Wool Show. The Wool Show is our largest fundraising event for the year and we value your support, donations and attendance, Thank you.

The Governing Council welcomes any interested parents to consider joining the council in 2024 and contribute to decision making and ideas towards another year filled with learning and growth for our students. Thank you to the 2023 committee for their dedication and time this year. The committee included Chad Fleming, Jessica Jacobs, Fiona Dawe, Tyson McDougall, Mel Pryor, Rosie Romanowycz, Ashley Peters, Jessica Bascomb, Lucy Patton, and Larissa Carter.

Thank you to our whole school community for your hard work and commitment in making 2023 a prosperous year. We were there to support and celebrate each other at every step. We wish all students, staff and parents a relaxed and enjoyable holiday break and we look forward to a bright 2024.

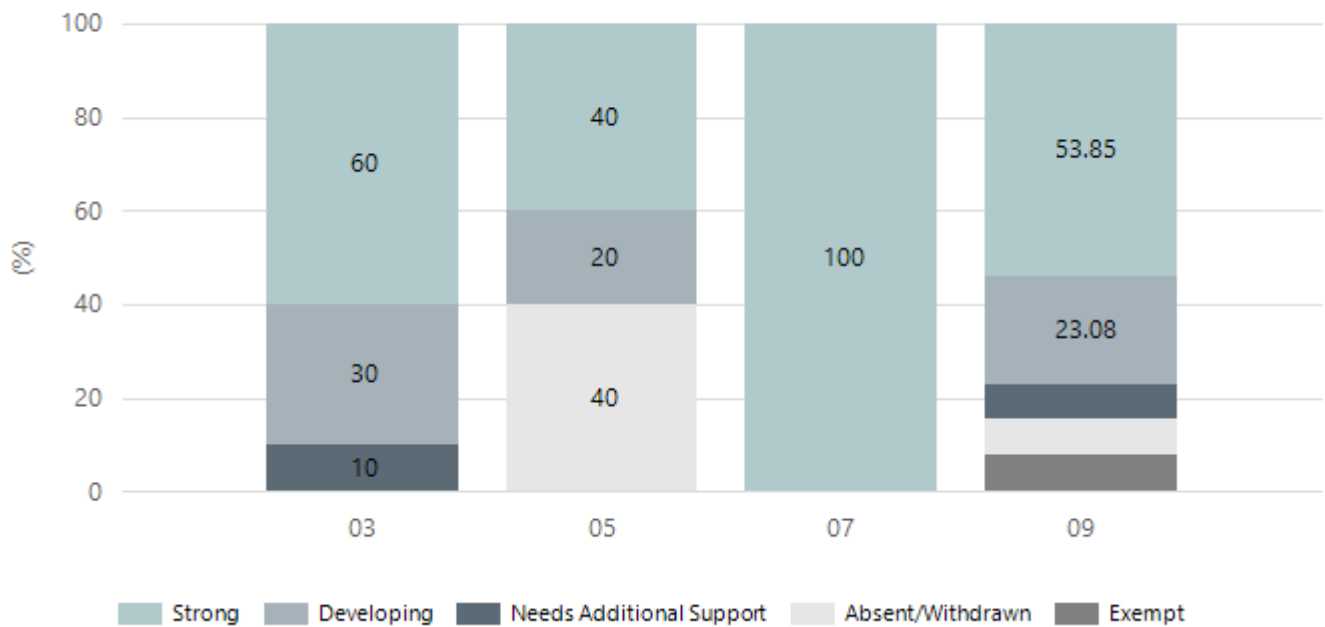
Chelsea Lawrence
Governing Council Chairperson

Performance Summary

NAPLAN Proficiency

In 2023, the Australian Curriculum, Assessment and Reporting Authority (ACARA) - a Commonwealth Independent statutory authority - announced changes to NAPLAN performance reporting. This new way of reporting by ACARA that NAPLAN results from 2023 will not be comparable to previous years. The new approach replaces the previous numerical NAPLAN bands and the national minimum standard.

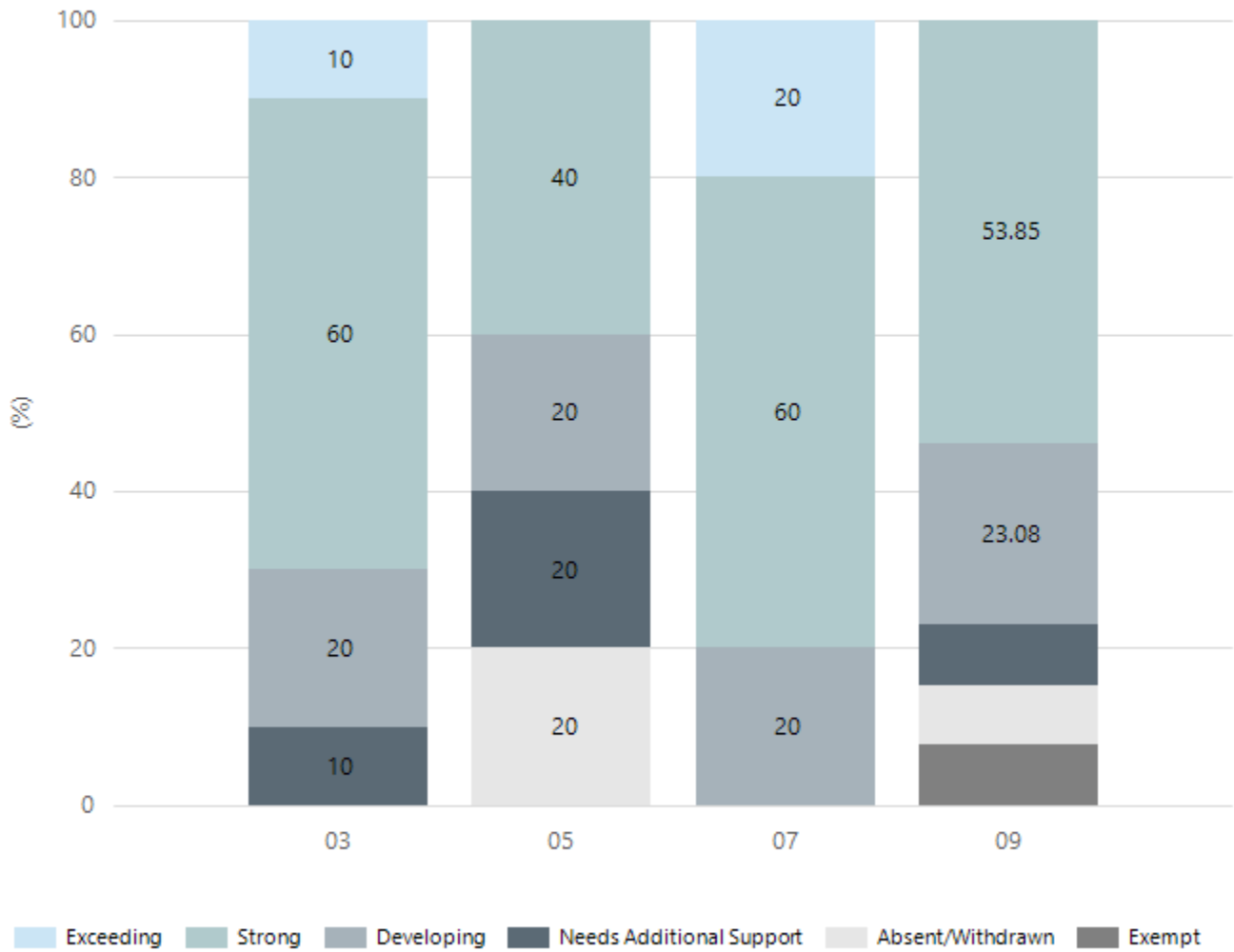
Numeracy



| Year Level | 03 | 05 | 07 | 09 |
|--------------------------|----|----|----|----|
| Strong | 6 | 2 | 5 | 7 |
| Developing | 3 | 1 | | 3 |
| Needs Additional Support | 1 | | | 1 |
| Absent/Withdrawn | | 2 | | 1 |
| Exempt | | | | 1 |
| Total | 10 | 5 | 5 | 13 |

Data Source: Department for Education Assessment Data Holdings, 2023. When there are less than six students in a cohort, no data is supplied.

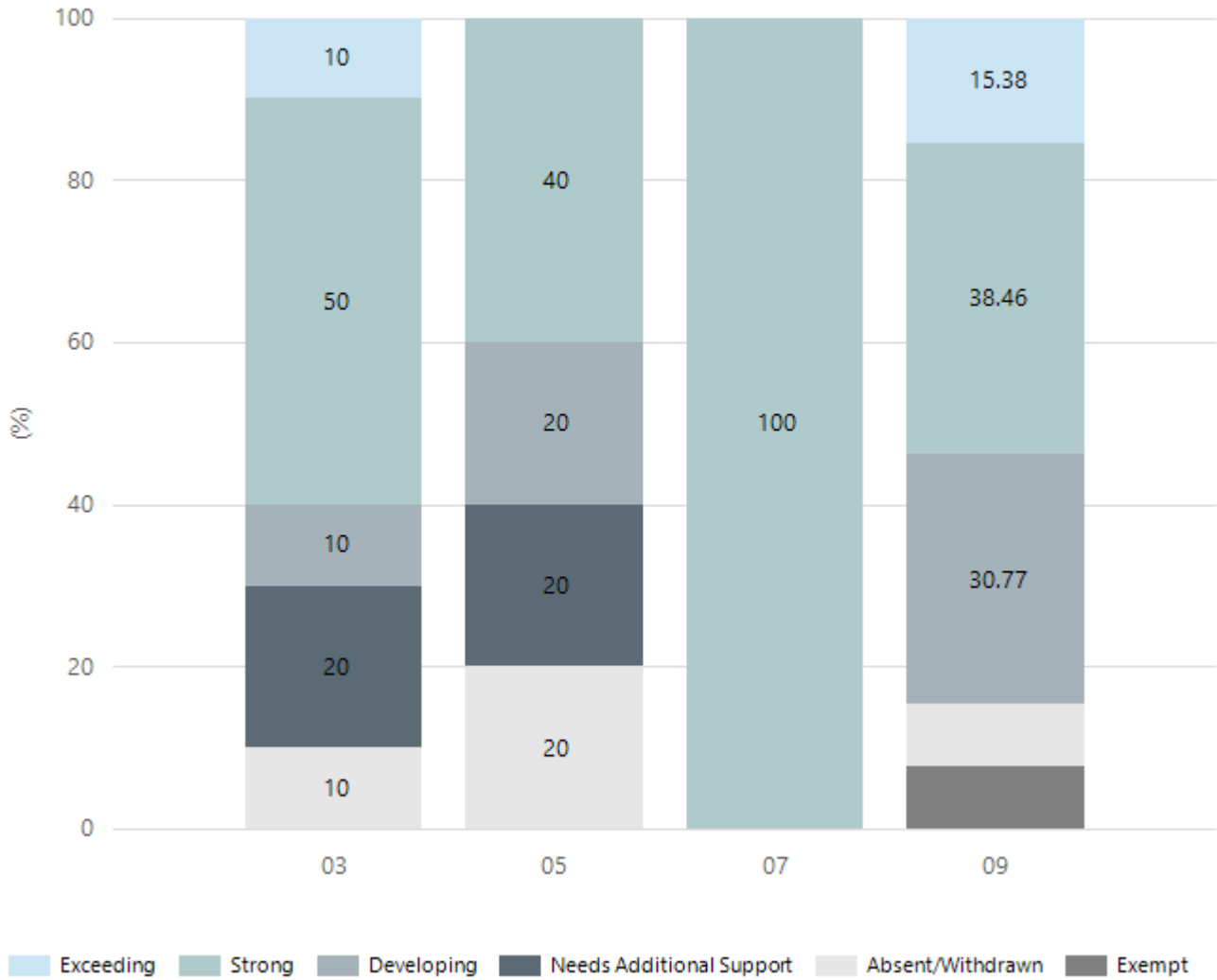
Reading



| Year Level | 03 | 05 | 07 | 09 |
|--------------------------|----|----|----|----|
| Exceeding | 1 | | 1 | |
| Strong | 6 | 2 | 3 | 7 |
| Developing | 2 | 1 | 1 | 3 |
| Needs Additional Support | 1 | 1 | | 1 |
| Absent/Withdrawn | | 1 | | 1 |
| Exempt | | | | 1 |
| Total | 10 | 5 | 5 | 13 |

Data Source: Department for Education Assessment Data Holdings, 2023. When there are less than six students in a cohort, no data is supplied.

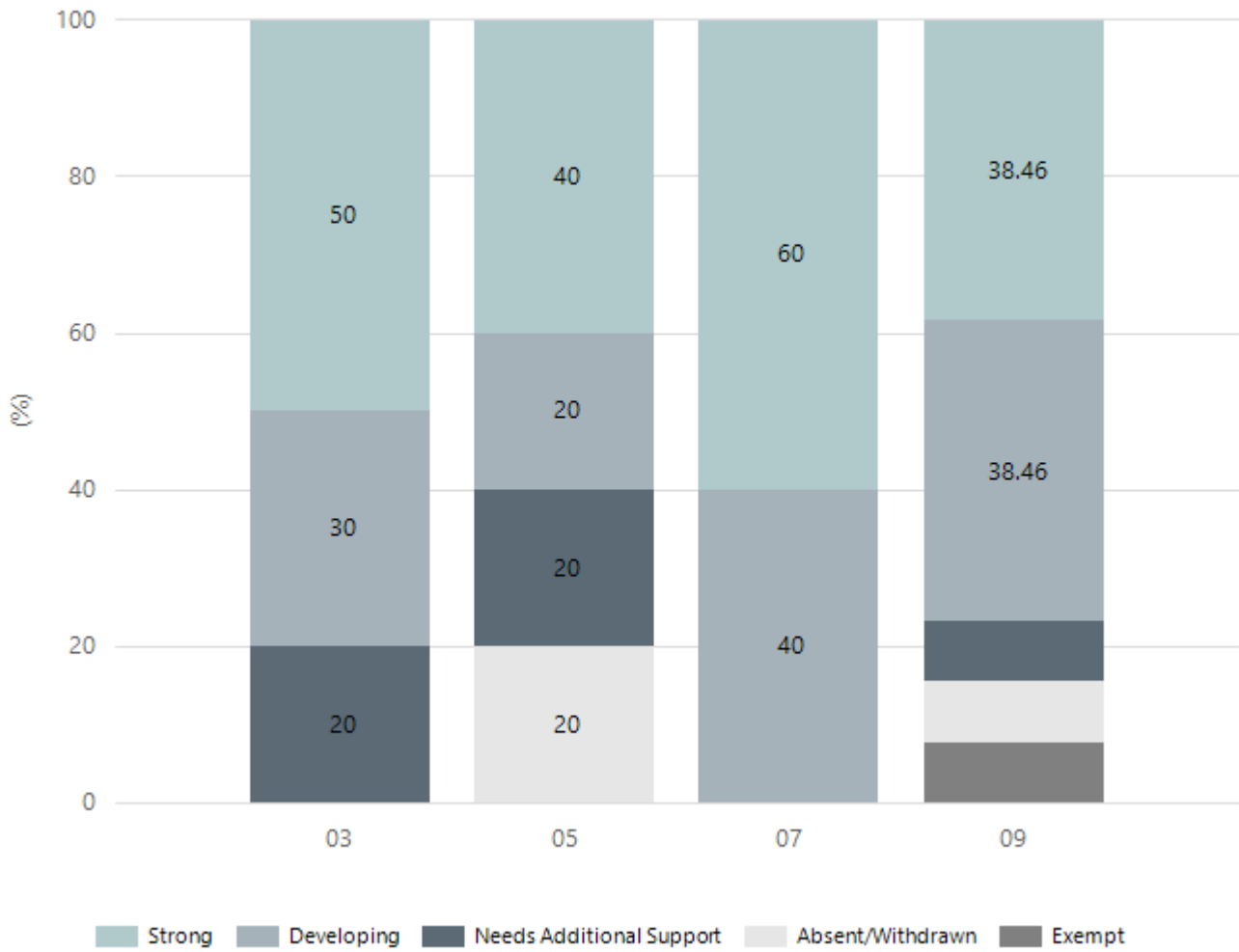
Writing



| Year Level | 03 | 05 | 07 | 09 |
|--------------------------|----|----|----|----|
| Exceeding | 1 | | | 2 |
| Strong | 5 | 2 | 5 | 5 |
| Developing | 1 | 1 | | 4 |
| Needs Additional Support | 2 | 1 | | |
| Absent/Withdrawn | 1 | 1 | | 1 |
| Exempt | | | | 1 |
| Total | 10 | 5 | 5 | 13 |

Data Source: Department for Education Assessment Data Holdings, 2023. When there are less than six students in a cohort, no data is supplied.

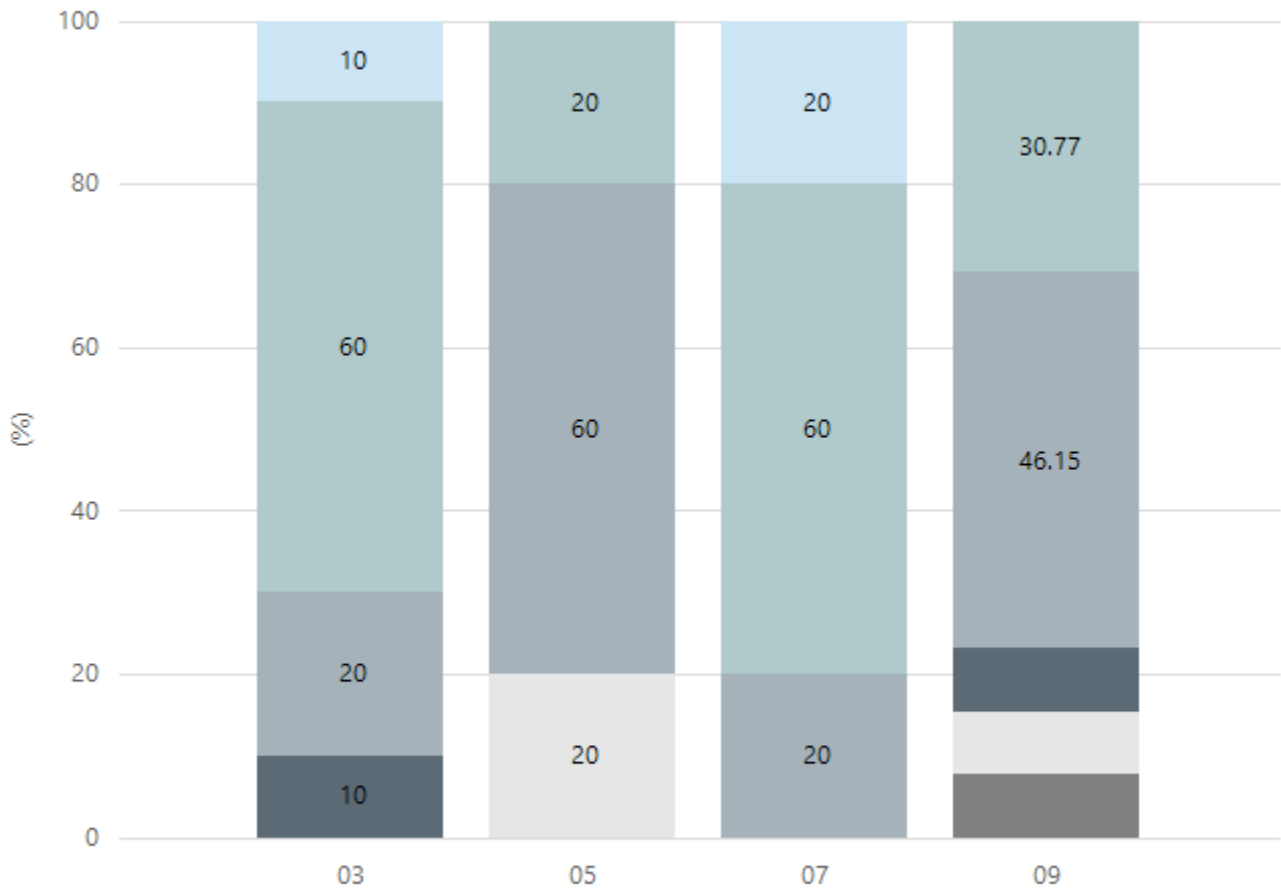
Grammar



| Year Level | 03 | 05 | 07 | 09 |
|--------------------------|----|----|----|----|
| Strong | 5 | 2 | 3 | 5 |
| Developing | 3 | 1 | 2 | 5 |
| Needs Additional Support | 2 | 1 | | 1 |
| Absent/Withdrawn | | 1 | | 1 |
| Exempt | | | | 1 |
| Total | 10 | 5 | 5 | 13 |

Data Source: Department for Education Assessment Data Holdings, 2023. When there are less than six students in a cohort, no data is supplied.

Spelling



■ Exceeding
 ■ Strong
 ■ Developing
 ■ Needs Additional Support
 ■ Absent/Withdrawn
 ■ Exempt

| Year Level | 03 | 05 | 07 | 09 |
|--------------------------|-----------|----------|----------|-----------|
| Exceeding | 1 | | 1 | |
| Strong | 6 | 1 | 3 | 4 |
| Developing | 2 | 3 | 1 | 6 |
| Needs Additional Support | 1 | | | 1 |
| Absent/Withdrawn | | 1 | | 1 |
| Exempt | | | | 1 |
| Total | 10 | 5 | 5 | 13 |

Data Source: Department for Education Assessment Data Holdings, 2023. When there are less than six students in a cohort, no data is supplied.

Year 12 Students undertaking Vocational or Trade Training (VET)

| | 2021 | 2022 | 2023 |
|--|------|------|------|
| Percentage of Year 12 students undertaking Vocational Training or Trade Training | | | |
| Percentage of Year 12 students attaining a Year 12 certificate or equivalent VET qualification | | | |

Data Source: School supplied data

School Attendance

| Year Level | 2021 | 2022 | 2023 |
|------------|-------|--------|-------|
| Reception | 80.4% | 79.3% | 67.3% |
| Year 01 | 87.5% | 77.5% | 83.3% |
| Year 02 | 74.2% | 86.3% | 77.2% |
| Year 03 | 89.3% | 66.8% | 85.8% |
| Year 04 | 86.6% | 83.7% | 84.9% |
| Year 05 | 92.1% | 78.8% | 80.9% |
| Year 06 | 93.3% | 85.8% | 86.2% |
| Year 07 | 90.0% | 88.0% | 82.6% |
| Year 08 | 88.8% | 85.6% | 88.8% |
| Year 09 | 83.6% | 87.0% | 87.4% |
| Year 10 | 25.0% | 100.0% | |
| Year 11 | 98.0% | | 61.2% |
| Year 12 | | 96.0% | |
| Total | 86.6% | 83.1% | 82.8% |

Data Source: Department for Education Attendance Data, Semester 1 Report 2023. A blank cell indicates there were no students enrolled. 'Primary Other' includes students enrolled in specialised education options. 'Secondary Other' includes students who have already spent a year at Year 12 and elected to undertake further study at Year 12.

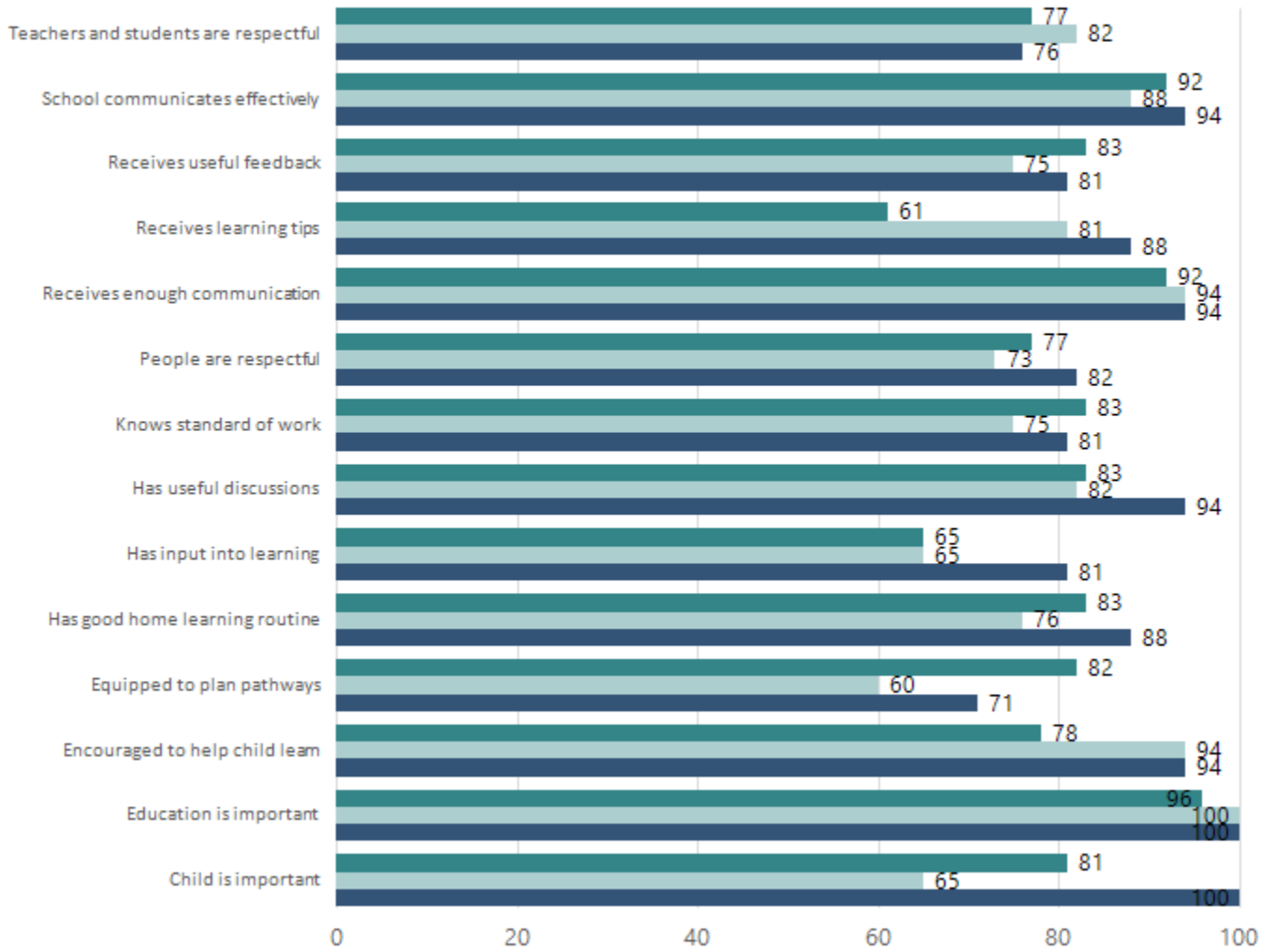
Attendance Comment

In South Australia, all children and young people must be in school from 6 years to 16 years old. They must attend a government or non-government school full time. From age 16 to 17 however, young people must attend school or an approved learning program (such as an apprenticeship, traineeship, accredited course or university). Schools and parents must encourage and support students to come to school every day. Parents and caregivers must make sure their child is enrolled in a school, and attends school all day and everyday it is open, unless a child is sick or has an approved exemption. Teachers and leaders actively follow up when a student misses school, including recording all absences and non-attendance. All schools in South Australia have local attendance procedures governed under the Education and Children's Services Regulations 2020.

Parent Opinion Survey Results

Proportion of agree/strongly agree response(%)

2021 2022 2023



Data Source: 2023 Department for Education Parent Opinions Survey, Term 3 2023.

Intended Destination

| Leave Reason | Number | % |
|--|--------|-------|
| NG - ATTENDING NON-GOV SCHOOL IN SA | 3 | 38.0% |
| TG - TRANSFERRED TO SA GOVERNMENT SCHOOL | 4 | 50.0% |
| U - UNKNOWN | 1 | 13.0% |

Data Source: Department for Education Destination Data Report, 2023. Data extract term 3 2023. Data shows recorded destinations for students that left the school in the previous year. Data is uploaded by schools in term 3 and may not reflect final or total figures at time of report creation.

Highest Qualifications held by the teaching workforce and workforce composition

All teachers at this school are qualified and registered with the SA Teachers Registration Board.

| Qualification Level | Number of Qualifications |
|--------------------------------|--------------------------|
| Bachelor's degrees or Diplomas | 7 |
| Postgraduate Qualifications | 4 |

Data Source: Data extracted from Mandatory Workforce Information Collections as on the last pay date of June 2023. As self-reported by staff in the system.

Please note: Data includes staff who are Actively employed and on extended paid leave. Please note only the highest qualification of the Teaching staff is reported. Excludes any number of other certifications earned.

Workforce composition including indigenous staff

| | Teaching Staff | | Non-Teaching Staff | |
|-----------------------|----------------|----------------|--------------------|----------------|
| | Indigenous | Non-Indigenous | Indigenous | Non-Indigenous |
| Full-Time Equivalents | 0.0 | 8.3 | 0.0 | 5.1 |
| Persons | 0.0 | 11.0 | 0.0 | 8.0 |

Data Source: Data extracted from Mandatory Workforce Information Collection as on the last pay date of June 2023.

Please note: Data includes staff who are actively employed and on extended paid leave. "Indigenous category" is self-reported by staff in the system.

Financial Statement

| Funding Source | Amount |
|----------------------|----------------|
| Grants: State | \$1,981,848.46 |
| Grants: Commonwealth | \$1,500 |
| Parent Contributions | \$27,015.45 |
| Fund Raising | \$40,277.63 |
| Other | \$22,807.91 |

Data Source: School supplied data.